





# FIRE RATED ACCESS PANELS

Model AP-FR



**SINGLE LATCH**



**DOUBLE LATCH**

Fire rated access panel offers key lock or turn ring, continuous hinge, and quality appearance. This product meets the requirements of the International Building Code and is intended to be installed in accordance with NFPA 80.

1. Underwriters Laboratories 1-1/2 hour "B" label (File # R13067-1) for use in 2 hour rated vertical fire barrier or in walls (48" x 48" maximum door size). Tested in accordance with Standard UL10B.

Warnock Hersey 3 hour rating for use in non-combustible ceilings, 1 hour rating for use in combustible ceilings (24" x 36" maximum door size). Tested in accordance with UL10B.

Warnock Hersey 1-1/2 hour label for use in wall (48" x 48" maximum door size). Tested in accordance with Standard UL10B.

2. Latch bolt is operated with either a key or turn ring which screws into the key slot for keyless operation (both are provided with door).
3. White powder coat finish - Providing a smooth base for finished painting or covering.
4. Provided with screw holes and masonry anchors to facilitate installation in walls or ceilings.
5. Automatic Closing - Spring closer on all size panels assures positive latching as panel closes.

## STANDARD SIZES

WIDTH X HEIGHT				
8 X 8	12 X 12	16 X 16	20 X 20	24 X 24
10 X 10	14 X 14	18 X 18	22 X 22	30 X 30

Other sizes available upon request.

## LATCH AND LOCK OPTIONS



Universal Turn Ring & Key



Knurled Knob

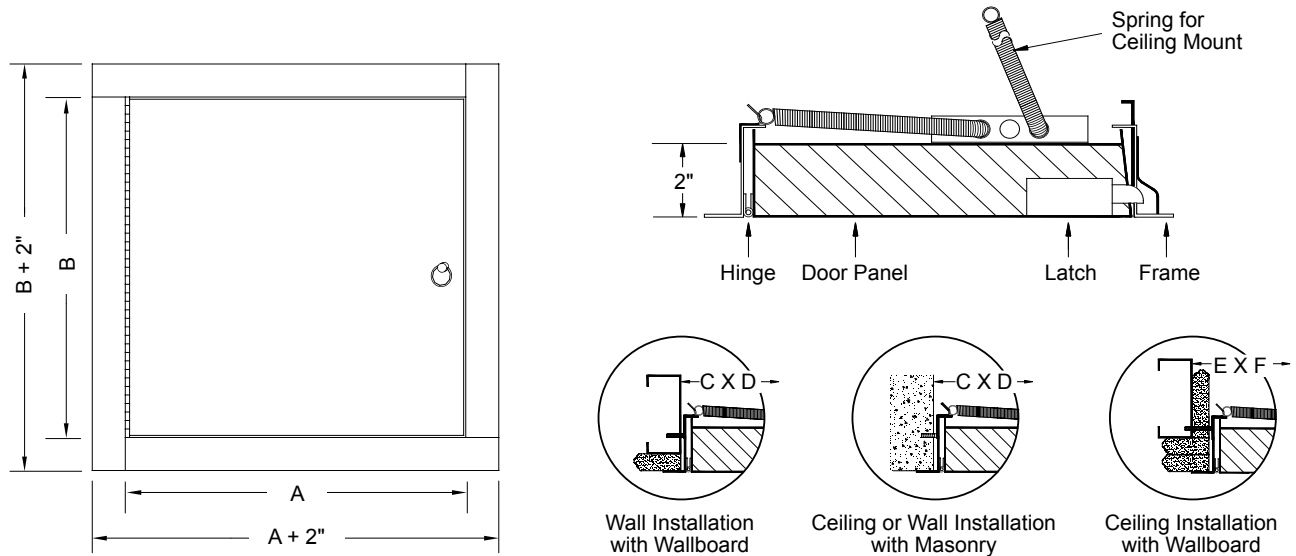


Mortise Lock



# FIRE RATED ACCESS PANELS

Model AP-FR



\* Consult local code requirements for wallboard requirements.

QTY	SIZE A X B	UNLINED OPENING DIMENSION C X D	LINED OPENING DIMENSION* E X F	NUMBER OF LATCHES
	8 X 8	8.375 X 8.375	9.625 X 9.625	1
	10 X 10	10.375 X 10.375	11.625 X 11.625	1
	12 X 12	12.375 X 12.375	13.625 X 13.625	1
	14 X 14	14.375 X 14.375	15.625 X 15.625	1
	16 X 16	16.375 X 16.375	17.625 X 17.625	1
	18 X 18	18.375 X 18.375	19.625 X 19.625	1
	22 X 22	22.375 X 22.375	23.625 X 23.625	1
	24 X 24	24.375 X 24.375	25.625 X 25.625	1
	24 X 30	24.375 X 30.375	25.625 X 31.625	2
	24 X 36	24.375 X 36.375	25.625 X 37.625	2
	24 X 48	24.375 X 48.375	25.625 X 49.625	2
	30 X 30	30.375 X 30.375	31.625 X 31.625	2
	48 X 48	48.375 X 48.375	49.625 X 49.625	2

## SPECIFICATIONS

- 16-gauge door frame
- 20-gauge door panels
- Universal turn ring and key lock
- Internal latch release
- 2" fire retardant insulation
- Piano hinge
- White painted finish
- Fastener holes and masonry anchors provided for mounting

Note: Hinge mounted on "B" side

48" X 48" maximum size for walls  
24" X 36" maximum size for ceilings

\* Based on 5/8" wallboard; adjust as necessary for other thicknesses. Consult local code requirements.

## OPTIONS

### MATERIAL

- Steel (Std.)
- 304 SS

### LOCK AND LATCH

- Universal Turn Ring & Key (Std.)
- Knurled Knob
- Mortise Lock

To maintain our policy of continuous product development, we reserve the right to change prices, specifications, ratings, and dimensions without notice or obligation.

Project/Location		<b>KEES INCORPORATED</b> 400 South Industrial Drive Elkhart Lake, WI 53020 Ph: 920.876.3391 F: 920.876.3065 <a href="http://www.kees.com">www.kees.com</a>	
Engineer/Architect			
Contractor			
Representative			
		Date	